

How to recycle[✓]right

Merseyside & Halton Recycling Guidelines

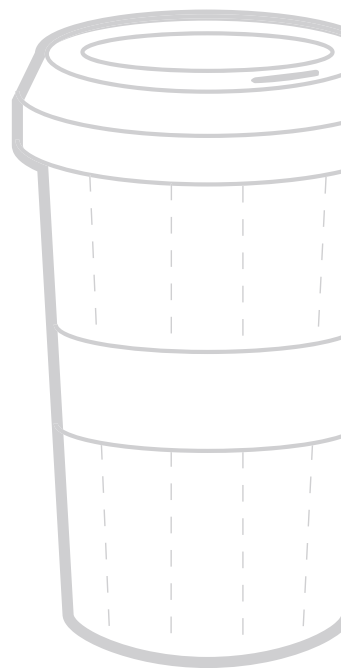




Contents



Introduction	4
How to present your recycling	6
Paper	7
Card	8
Metal packaging	9
Glass packaging	10
Plastic bottles	11
Mixed plastics	12
Food & drink cartons	13
What happens to your recycling?	14



Introduction



This Guide explains what materials can and cannot be collected at the kerbside **for recycling from households** and how those materials should be presented for collection in **Halton, Knowsley, Liverpool, Sefton and Wirral**.

The aim of this Guide is to:

- Increase consistency in household recycling across Merseyside and Halton
- Reduce confusion for householders
- Improve material quality
- Save money

For a number of years the WRAP (Waste & Resources Action Programme) Recycling Tracker survey has identified confusion amongst householders on what can/can't be recycled.

The survey highlights that 66% of UK households express uncertainty about how to correctly dispose of one or more items and 49% of households dispose of one or more items in the general waste bin that are collected for recycling in their area.

The survey concludes that lack of knowledge is a key barrier to recycling.

The following guidelines are a list of **YES** & **NO** items that can and cannot be processed through the Gillmoss and Bidston Materials Recovery Facilities (MRFs), along with how to present items for recycling (e.g. tops on or off).


The guidelines cover:

- Paper
- Card
- Metal containers
- Glass containers
- Plastic bottles
- Mixed plastic packaging
- Food and liquid cartons
(such as those made by Tetra Pak)




Please note!

Even if your item has a recycle logo on the packaging or states it is recyclable, if it is included in our **NO** list or is not on the **YES** list then we cannot recycle it.



66% of UK households express uncertainty about how to correctly dispose of one or more items.



49% of households dispose of one or more items in the general waste bin that are collected for recycling in their area.

Recycling in St Helens

St Helens Council operates a separate doorstep recycling collection system which, in addition to the materials listed in this document, also collects Aerosols and Aluminium foil. For more information on recycling and presentation of materials in St Helens see www.sthelens.gov.uk/recycling-rubbish-waste

Other materials for recycling and re-use

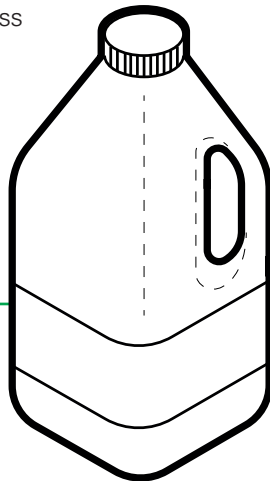
A wider variety of household items can be taken to any Household Waste Recycling Centre in Merseyside and Halton. For further recycling and re-use information see www.recycleright.org.uk

How to present your recycling



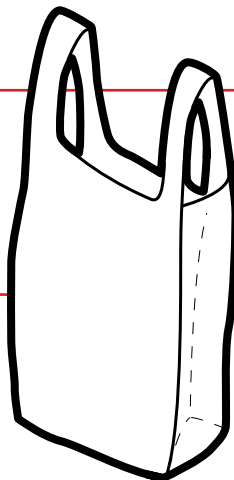
Please do

- Put the lids and caps back on plastic bottles and glass jars/bottles.
- Ensure paper and card is clean and not stained or dirty with food, grease, paint or dirt.
- Rinse your food cans.
- Put loose metal lids inside the tin.
- Empty bottles of any liquid.



Please don't

- **DON'T** put your recycling items in plastic bags.
- **DON'T** remove plastic windows from envelopes. (There's no need).
- **DON'T** squash plastic bottles.



Paper



Yes please

- Newspapers and supplements.
- Magazines, brochures and catalogues.
- White paper (e.g. computer paper, letters).
- Telephone directories.
- Leaflets and flyers.
- Envelopes. **(Including windows).**
- Brown paper.



Please remember!

- Remove any plastic wrapping and free gifts from newspapers, magazines and flyers and put in the general rubbish.
- Paper is one of the most valuable recyclable materials – but only when it is clean.



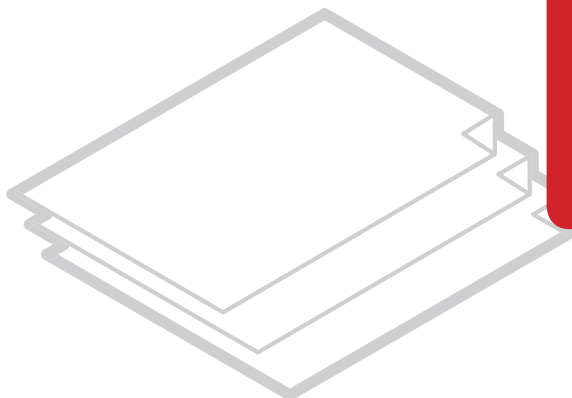
No thanks

- Paper that is stained/dirty with foodstuffs, grease, paint or dirt.
- Hygiene/Sanitary products (i.e. nappies, wipes, sanitary towels etc.)
- Used paper towels.
- Tissues.
- Cotton wool/make up pads.
- Wet wipes.
- Sticky papers (e.g. Post-it notes, sticky labels or paper tape).
- Non-paper gift wrap (e.g. foil-based/shiny gift wrapping) or bags.
- Crisp or sweet packets/wrappers.
- Wallpaper and decoration paper.
- Shredded paper.



Why not?

- Once soiled with grease, paper cannot be recycled because the fibres cannot be separated from the oils during the recycling process.
- Shredded paper can't be recycled due to fibre size and paper quality issues.



Card



Yes please

- Cardboard boxes (e.g. cereal boxes, dishwasher tablet boxes).
- Corrugated cardboard.
- Online delivery boxes and cardboard envelopes. (Remove all plastic inserts and polystyrene, as well as packing tape).
- Greetings cards without glitter. (Remove any badges and batteries).
- Egg boxes.




No thanks

- Card that is stained/dirty with foodstuffs, grease, paint or dirt e.g. pizza boxes.
- Glitter covered greetings cards. (The glitter cannot be removed and the recycled card has to be rejected).
- Food and drink cartons.



Why not?

- Once soiled with grease, paper and card cannot be recycled because the fibres cannot be separated from the oils during the recycling process.



Metal packaging



✓ Yes please

- Drinks cans.
- Food tins. (N.B. Include lids and tops).



Please remember!

- Empty and rinse items – left over foods or liquids can contaminate other recyclables.
- Pop tin lids inside the tin.



✗ No thanks

- Biscuit/chocolate tins and their lids.
- Aerosols.
- Aluminium foil (e.g. for baking/covering food).
- Aluminium foil trays (e.g. take-away trays).
- Aluminium tubes (e.g. tomato puree).
- Laminated foil (e.g. pet food/coffee pouches).
- Crisp packets and sweet wrappers.
- Metal containers for chemicals (e.g. white spirits/paints).
- General kitchen ware (e.g. cutlery, pots and pans).
- Any other metal items (e.g. kettles, irons, pipes, white goods).



Why not?

- The MRF equipment is only designed to remove particular items and for certain materials there is currently no financially worthwhile end market.
- Items such as laminated pouches are made from a mixture of raw materials and are therefore difficult to recycle. The MRF process is not currently designed to sort these items.



Glass packaging



Yes please

- Bottles of any colour (e.g. wine, beer, spirits).
- Jars (e.g. sauces, jam, baby food).
- Non-food bottles (e.g. perfume, aftershave, face creams). (N.B. Keep lids and tops ON).



Please remember!

- Empty and rinse – leftover liquid and residue can contaminate other materials which may mean they are not recycled.



No thanks

- Glass cookware (e.g. Pyrex).
- Drinking glasses.
- Vases.
- Ceramics (e.g. crockery or earthenware).
- Nail varnish bottles.
- Microwave plates.
- Mirrors.
- Light bulbs/tubes.
- Window glass.



Why not?

- These types of glass do not melt at the same temperature as bottles and jars. If they enter the glass recycling process it can result in new containers being rejected.
- For nail varnish bottles it is difficult to remove the varnish and the bottles are so small that they are filtered out during the recycling process.



Plastic bottles



Yes please

- Detergent and soap bottles - remove any pumps from the bottle and dispose of these.
- Cleaning product bottles (e.g. bathroom cleaners, bleach etc.)
- Skin care product bottles.
- Shampoo/shower gel bottles.
- Fizzy and non-fizzy drinks and water bottles.
- Milk bottles.
- Ready-to-use plant food and pesticides bottles. (Check the label). (N.B. Keep tops on the bottles and don't squash them).



Please remember!

- Leave labels on as these will be removed in the recycling/recovery process.
- Empty & rinse items, replace tops and don't squash the bottles.
- Liquids and residue can contaminate other materials which may mean they are not recycled, and they can also damage the sorting equipment.
- If bottles contain liquid they might not be recycled as they go through the automated sorting process. (The extra weight stops the bottle being pushed into the correct recycling stream).
- Squashed bottles won't be recognised by the sorting equipment as bottles.



No thanks

- Anything plastic that is **NOT** a plastic bottle.
- Anything that looks like a plastic pot, tub, tray or tube e.g. yoghurt pots
- **Black** plastic bottles.



Why not?

- Sorting equipment cannot detect the colour black and therefore black bottles are not recycled.
- Check bottles for disposal instructions where containing chemicals (e.g. anti-freeze) that are poisonous. They are hazardous to staff and can damage recycling equipment.



Mixed plastics



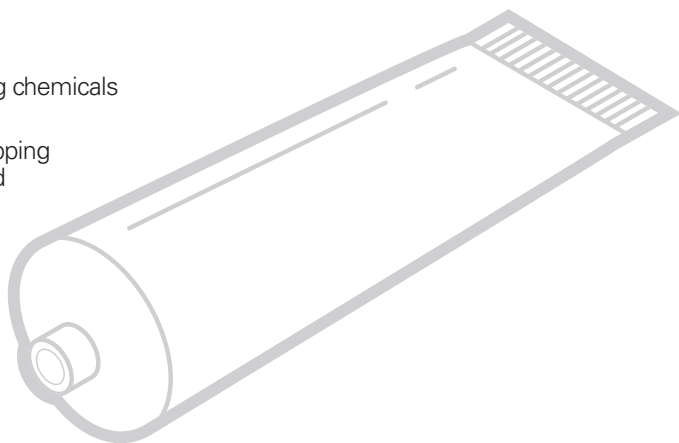
✗ No thanks

- Pots (e.g. yoghurt).
- Tubs (e.g. margarine, ice cream).
- Trays/punnets (e.g. raw or cooked meat trays; take-away trays; fruit /veg trays).
- Chocolate and biscuit tubs and trays.
- Other clear plastic packaging.
- Plant pots.
- Black plastic.
- Crisp and sweet packets/wrappers.
- Film lids from pots, tubs or trays.
- Laminated pouches (e.g. pet food/coffee pouches that spring back when you try and scrunch them. Pouches are currently not recyclable).
- Plastic toys.
- Medicine packs (e.g. headache pills).
- Toothpaste tubes.
- Expanded polystyrene (e.g. packaging inserts).
- Plastic bottles containing chemicals (e.g. anti-freeze).
- Carrier bags/plastic wrapping film (e.g. bread bags and bubble wrap).
- Paint pots.



Why not?

- Sorting equipment cannot detect the colour black and therefore black plastic is not recycled.
- Some plastic bottles contain chemicals (e.g. anti-freeze) that are highly poisonous are hazardous to staff and can damage the recycling equipment. Check the bottle for disposal instructions.
- The MRF process is not currently designed for items such as tubs and trays and it isn't financially worthwhile (i.e. there isn't enough volume) to invest in the MRF.



Food & drink cartons



✗ No thanks

- Drinks cartons (e.g. juices, Tetrapak).
- Food cartons (e.g. soups).
- Laminated plastic food/drink pouches (e.g. baby food pouches, pet food pouches, coffee pouches).



Why not?

- Cartons are generally made from a mixture of paperboard, a thin layer of plastic and a thin layer of aluminium therefore are difficult to recycle. The MRF process is not currently designed to sort these items.



What happens to your recycling?



Find out at the Recycling Discovery Centre

The Recycling Discovery Centres at Bidston and Gillmoss offer the opportunity to see recycling and materials recovery in action and to find out what happens to your waste.

The free programmes and visits are open to all schools, colleges and community groups. If you are interested in booking a visit to the Recycling Discovery Centre, or you would like more information, please contact Veolia.



Contact Veolia on:

📞 0203 567 4200

Calls are directed to the Merseyside office and charged at a local rate.

@ uk.veolia.discoverycentre@veolia.com

🌐 www.veolia.co.uk/merseyside-and-halton/RDC





Get in touch

Merseyside Recycling and Waste Authority
7th Floor, No. 1 Mann Island
Liverpool L3 1BP

☎ 0151 255 1444

✉ recycleright@merseysidewda.gov.uk

🌐 www.recycleright.org.uk

🐦 @gorecycleright

f gorecycleright

recycleright

Printed on 100% recycled paper.